

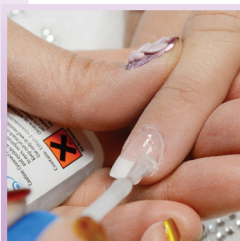
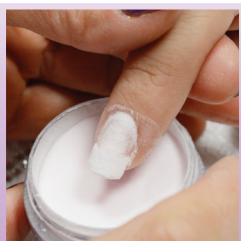



## INSTASET FRENCH TUTORIAL

### STEP BY STEP • HOW TO TUTORIAL



**1.** Begin by cleansing nails thoroughly with Christrio's Basic One Wiping Solution. Prep nails as usual with tips and proceed.

**2.** Once tips have been prepped as you like, you can begin. Begin by applying a thin coat of InstaSet Phase 1 onto nail tip only.

**3.** Dip nail into Phase 2 (Snowy). Lift up nail, wait a couple of seconds, turn finger around, and tap off excess. Go ahead and repeat steps 2 & 3.

**4.** Apply a thin layer of InstaSet Phase 1 onto nail bed only. Dip into Phase 2 (Rose). Lift up nail, wait a couple of seconds, turn finger around, and tap off excess. Repeat this step.

**5.** Apply a thin layer of InstaSet Phase 1 onto the entire nail. Wait a couple of seconds, proceed.

**6.** Apply InstaSet Rapid Dry (Sparingly) onto nail. Make sure you only dab a small amount onto the nail. Wait a couple of seconds for it to fully dry.

**7.** File nails as usual. Buff nails carefully. Finish by applying cuticle oil.

For technical support, please call us anytime during business hours at (951) 808-4730.