

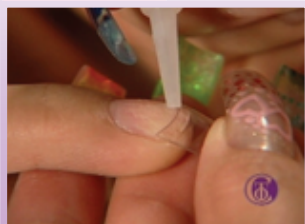


BASIC ONE FRENCH GEL TUTORIAL

STEP BY STEP • HOW TO TUTORIAL



1. Gently edge natural nail bed and apply tips to all ten nails. File and buff all the shine off of entire natural nails & tips. Wipe off the nails with Basic One Wiping Solution. Wait 1 minute, until nails are completely dry.

2. Start with one finger from either hand. Polish a thin layer of Basic One Clear Gel 1/8" of an inch away from cuticle to the tip/edge of the nail. Drip a small drop of Basic One Clear Gel in the middle of the natural nail & tip to create a hump and/or thickness. Cure nail for one minute under an LED/UV Lamp. Repeat the first 2 parts of Step 2 on the same finger of the opposite hand. Alternate fingers/hands, until all ten are done.

3. Paint the tips of nails with white gel from one side to the other side, above where you wish to create the smile line, and brush down to the edge of the nail. Clean off the brush very well and scrap off excess where you wish to create the smile line. Cure nails for one minute (alternating fingers).

4. Brush on a thin layer of pink gel to the bed of nail and stop at the smile line of white gel. Cure nails for one minute and alternate fingers.

5. Apply clear gel as close to cuticle as possible by using circular motion, then brush down towards the tips. Drip and dab to build the thickness of the nails (especially with a new set). Cure for three minutes and alternate fingers and hand.

6. Cure all ten nails for 3 minutes (3-5 minutes, depending on thickness). Using Basic One Wiping Solution thoroughly wipe nails to completely remove all sticky residue. Lightly file edges to shape, if necessary, then polish or leave as a shiny natural look.

Please Note:

- If entire gel nails are soft and peel off within hours/days, this means that the nails were under cured.
- If nails break/crack, are bendable, or chip/crack; this means that the gel application was too thin.
- If gel lifts around cuticle area, this means lack of prepping. If necessary, for oily nails, wipe with Wiping Solution twice prior to gel application.

For technical support, please call us anytime during business hours at **(951) 808-4730**.